

Community Indicators as the basis for Community Action

コミュニティアクションの基礎
としてのコミュニティ指標

Chantal Stevens





Why are community indicators at the heart of so many efforts to improve quality of life, health and wellbeing, to address and redress inequities, revitalize neighborhoods, and work toward sustainability?

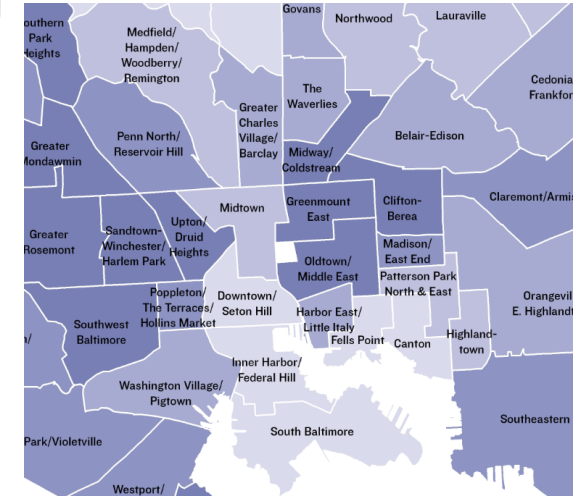
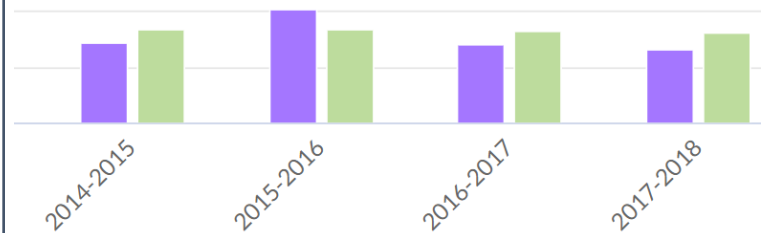
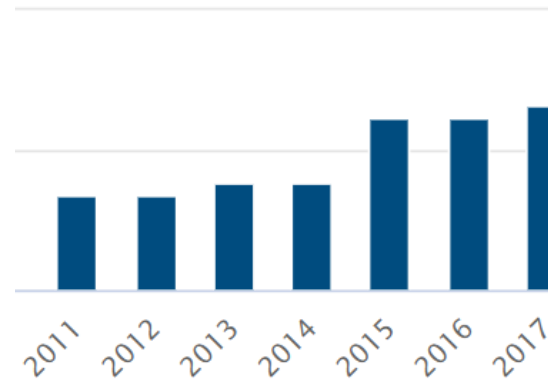
What are
*community
indicators* and
why do they
matter?

Definitions

- **Indicators** use data to show a trend or fact, that indicates the state or level of something within a context (temporal, geographic, goal-based, etc.)

What are
community
indicators and
why do they
matter?

Definitions



Walkability
FLAT/GETTING WORSE

Nothing about us without us

What are *community indicators* and why do they matter?

- **Community Indicators** engage the community to use data in the form of indicators to tell the story of a place (i.e., a city) and support change.

What are
*community
indicators* and
why do they
matter?

Purposes

- Inform the community and decision-makers
- Engage and connect the different stakeholders within a community
- Support change on some priority areas

What are
*community
indicators* and
why do they
matter?

Community
Indicators help build
strong communities



Vision for the Community

```
graph TD; Vision[Vision for the Community] --> Goal1[Goal 1]; Vision --> Goal2[Goal 2]; Goal1 --> I1[Indicator]; Goal1 --> I2[Indicator]; Goal1 --> I3[Indicator]; I1 --> T1[Target]; I2 --> T2[Target]; I3 --> T3[Target]; T1 --> AS[Action Step]; T3 --> P[Partnership]; Goal2 --> I4[Indicator]; Goal2 --> I5[Indicator]; I4 --> T4[Target]; I5 --> T5[Target]; T4 --> Initiative[Initiative]; T5 --> Initiative;
```

Goal 1

Indicator

Indicator

Indicator

Target

Target

Target

Action Step

Partnership

Goal 2

Indicator

Indicator

Target

Target

Initiative

Our city is resilient and sustainable

We care about the environment

Water quality

Air quality

Bird count

Target

Target

Indicator

Partnership between city and environmental group

Action step: build bird boxes

People are healthy

Incidence of diabetes

Access to healthy food

Target

Target

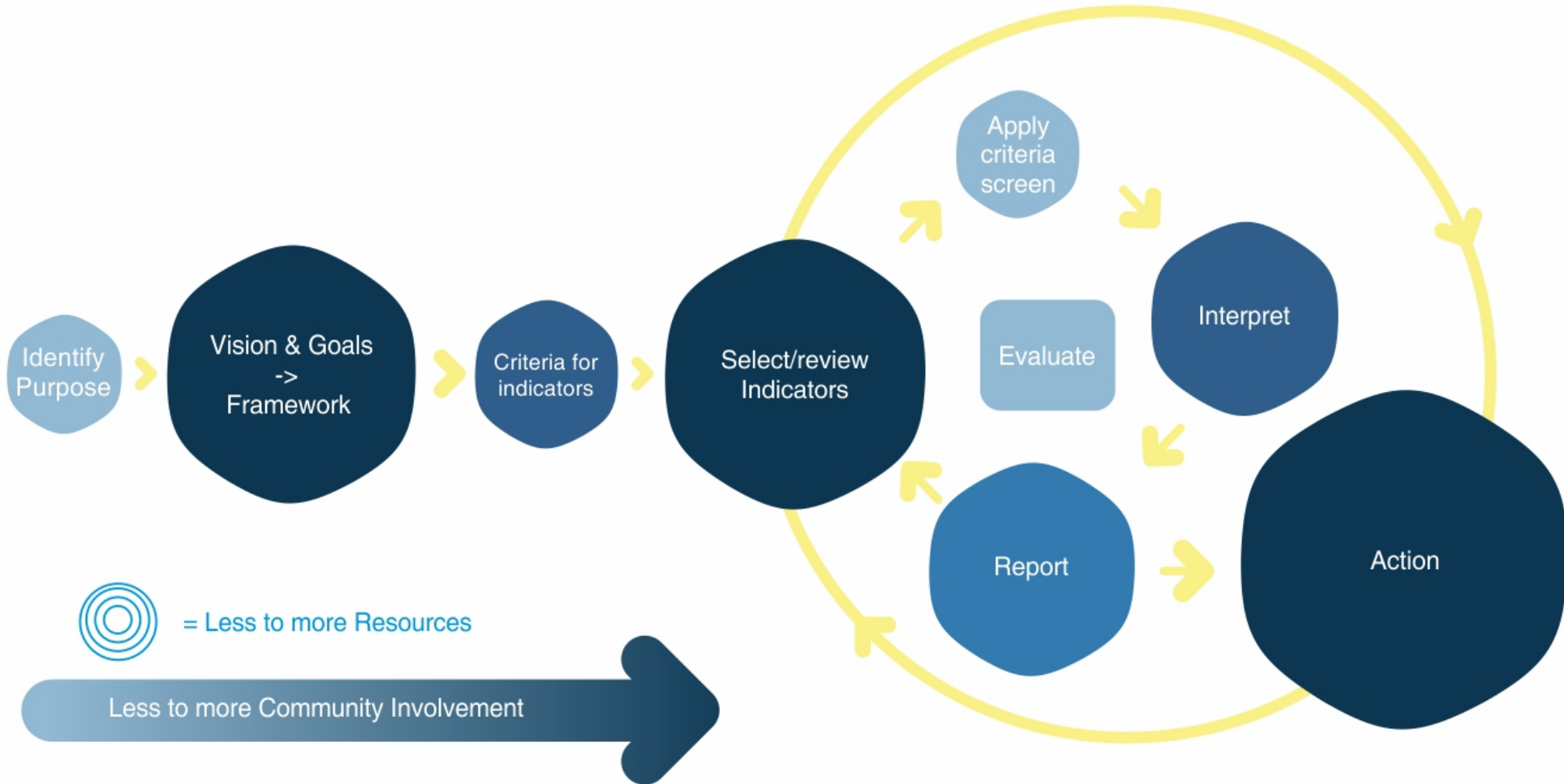
Initiative to create community gardens

Who?

- Community members
- Stakeholders
- Subject Matter Experts
- Organizational staff & board



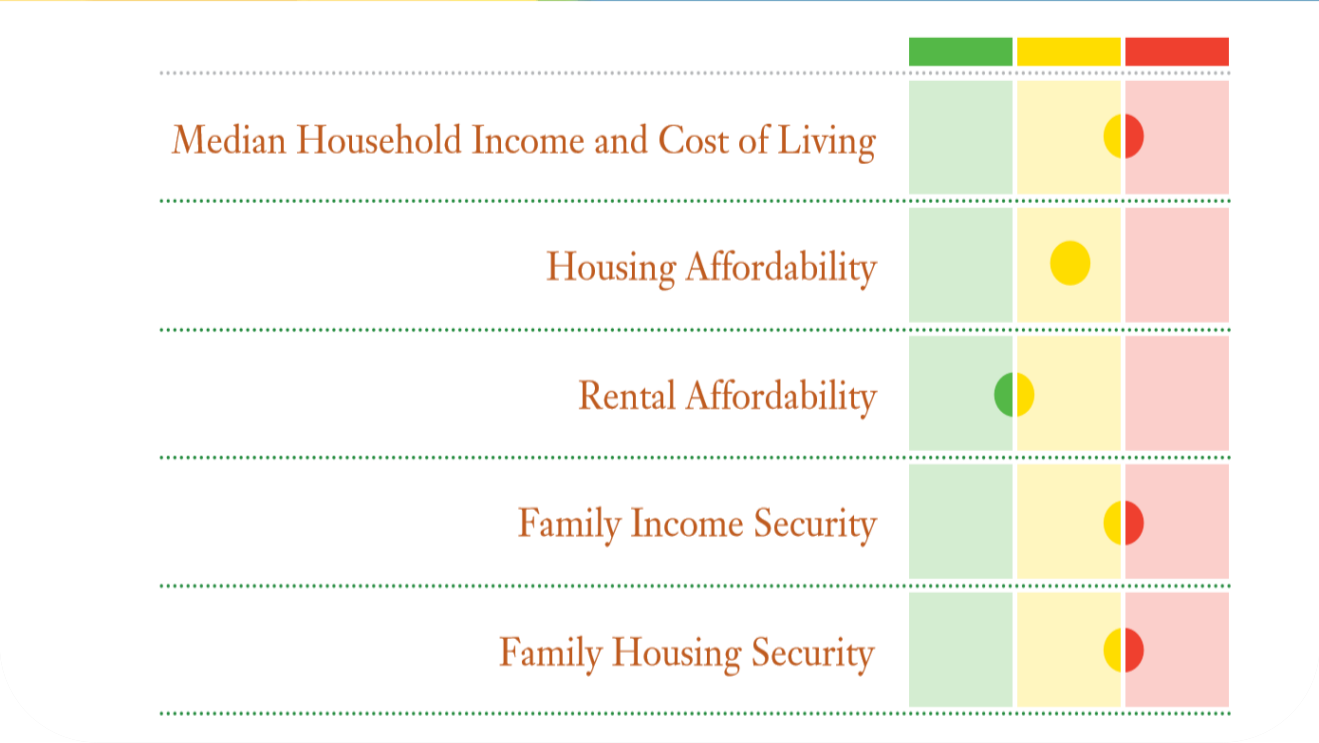
Community Indicators Development Process



So **how** do we make this
information meaningful?

Impact

Income and Housing



Children Living Below Poverty Level

Select a Census Place (City) ▼

This indicator shows the percentage of people under the age of 18 who are living below the federal poverty level.

Why is this important?

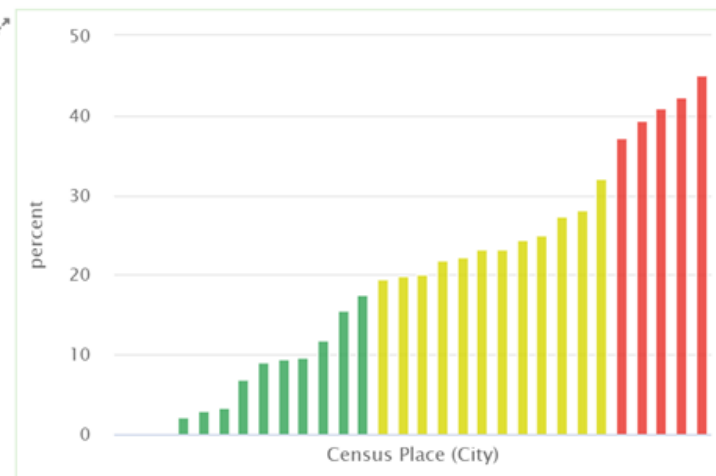
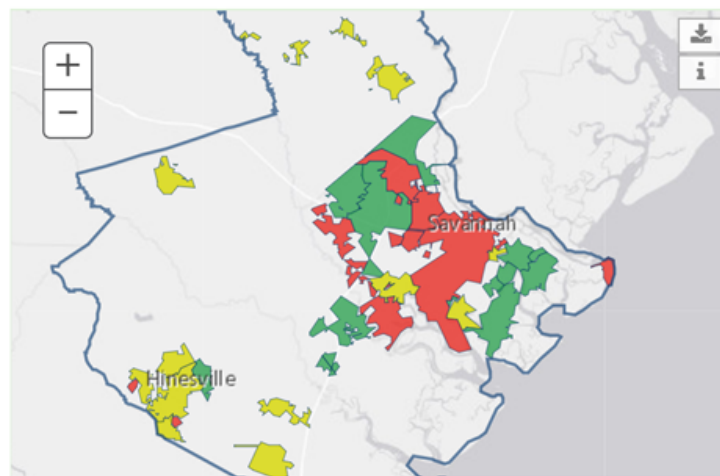


Family income has been shown to affect a child's well-being in numerous studies. Compared to their peers, children in poverty are more likely to have physical health problems like low birth weight or lead poisoning, and are also more likely to have behavioral and emotional problems. Children in poverty also tend to exhibit cognitive difficulties, as shown in achievement test scores, and are less likely to complete basic education.

COUNTIES CENSUS PLACES (CITIES) ZIP CODES CENSUS TRACTS

SELECT A COMPARISON

☐ Grouped ☐ GA Census Places ☒ U.S. Census Places ☐ GA State Value ☐ U.S. Value



< 17.9%

17.9% - 33.5%

> 33.5%

N/A

< 11.8%

11.8% - 22.2%

> 22.2%

N/A

I m p a c t

MORE OF THE STORY

Change doesn't come without understanding how policies and services have historically neglected low-income communities and communities of color. In order to affect change, San Antonio must take collective responsibility for advancing community results. Change happens when we acknowledge and agree to address root causes of our community's greatest challenges. When accounting for the intersection of race/ethnicity and gender in Bexar County, 2016 1-year estimates show the following for per capita income.



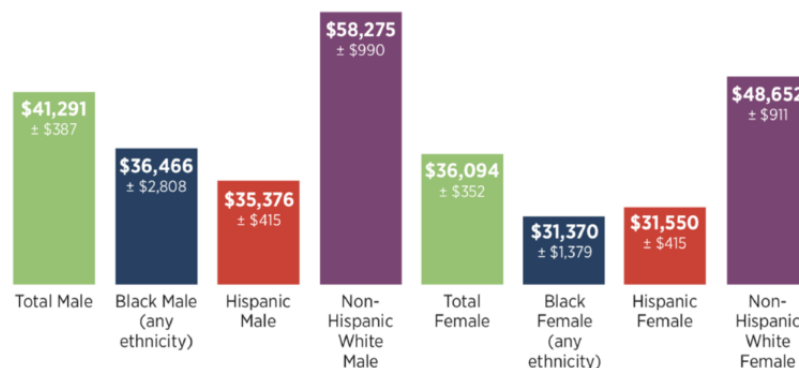
Per Capita Income by Gender, 2016

Source: US Census Bureau; 2016 ACS 1-Year Estimates, Table B20017



Per Capita Income by Race & Gender, 2016

Source: US Census Bureau; 2016 ACS 1-Year Estimates, Table B20017I, B20017B, B20017H.



To see the full Economic Competitiveness report, click [here](#).

To see the full Economic Competitiveness report, click [here](#).

Join the Conversation

Every day, Oregonians are working together to create healthier places in all parts of our state. Check back often to see what's new near you. Got an opinion, idea or event to add to the mix? Share it on our [Facebook](#) page and join the conversation.

Portland: Indigenous Healing on January 24

Join Cascadia Behavioral Healthcare for a panel discussion on history, trauma, resiliency and how to work with Native Americans in a culturally responsive way. Developing an awareness of the multi-generational effects of colonization is vital to understanding Native experiences. Sharing stories of historical and present-day challenges helps in the healing process. In this seminar, learn about the concept of historical trauma and its importance when working with individuals, families, tribes, communities and larger systems.

[GO TO CONVERSATION](#)

CATEGORIES: Uncategorized



Add your voice to the Place Matters conversation, unfolding right now.

[f PMO on Facebook](#)

Top Conversations

Is that Happiness in Your Soda—or Something Else?

"I Love This Place": Stories of Changing Neighborhoods

Get Motivated for Walk + Bike Challenge in 2016



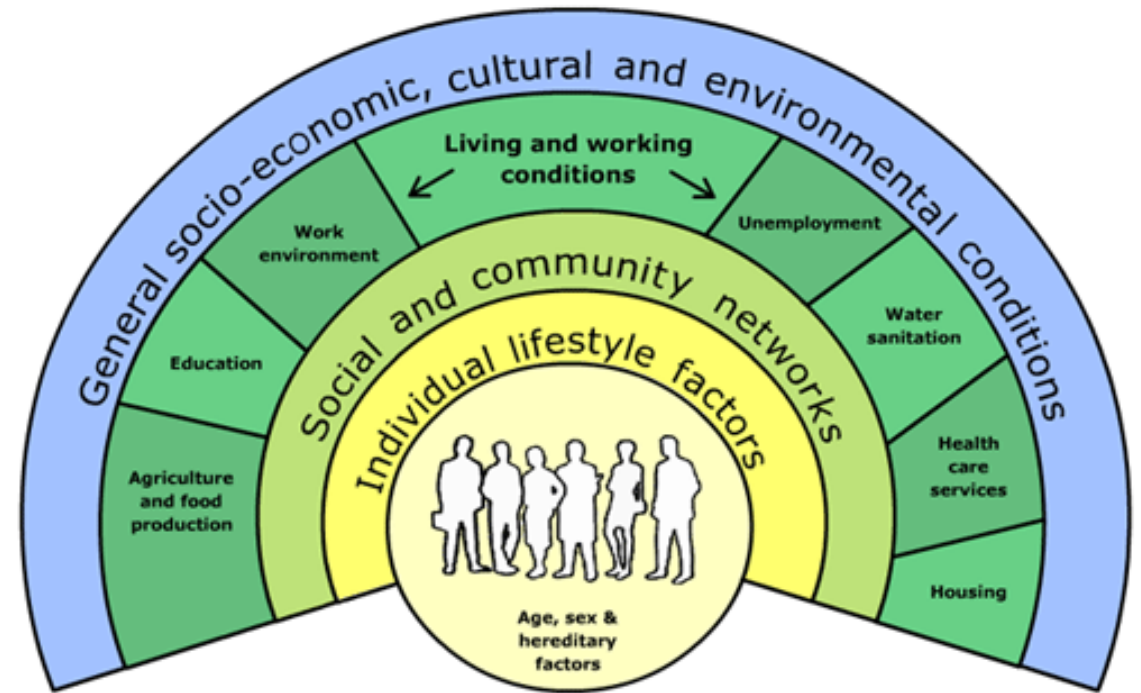
[This Photo](#) by Unknown Author is licensed under [CC BY](#)



Community Indicators
produce measures that matter

Indicators are
a window into
complex
issues

The Main Determinants of Health



Community
indicators help
you know your
community



Indicators
create a
mechanism for
accountability



Community
indicators help
identify a
roadmap for
action

Vision

お互いさまの社会の実現に向けて




How to
identify
measures
that matter?



Economy
Housing
Education
Art
Equity
Children
Employment
Sustainability
Environment
Health

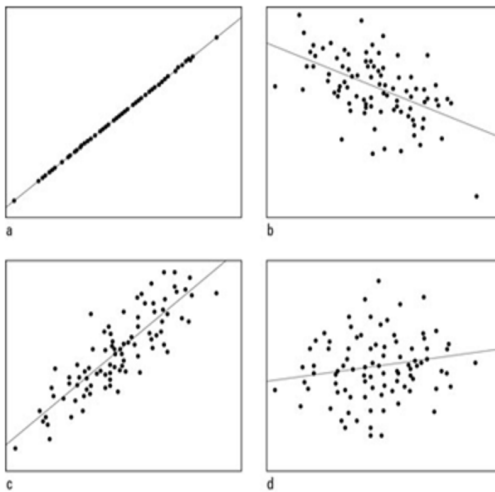
BETTER KNOW

Community Indicators Project



CIC Webinar: Measuring Senior Wellbeing

January 30 @ 11:00 am - 12:15 pm UTC-8 | Free – \$20



Thank you!



Chantal Stevens

Communityindicators.net

ed@communityindicators.net

@communityIC