



COMMUNITY ADVANCEMENT NETWORK (C.A.N.)

**IMPROVING COMMUNITY WELL-
BEING THROUGH PARTNERSHIP
& COLLABORATION**

January 2020



**C.A.N. IS
BASED IN
AUSTIN, TEXAS**



© 2013

Skagen - Brabbsage

GREETINGS FROM

AUSTIN

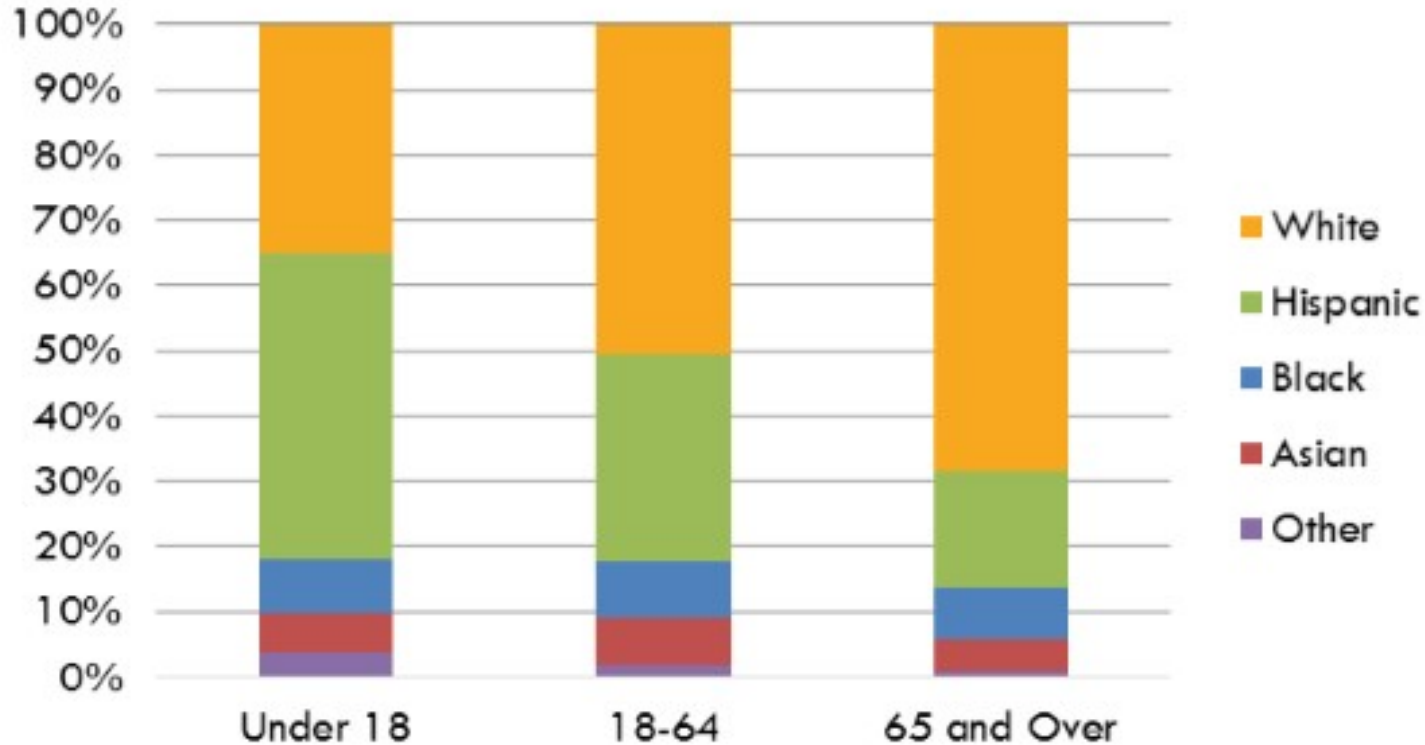
Capitol

OF TEXAS



DEMOGRAPHICS

Race & Ethnicity by Age,
Travis County, 2017



Since 2016 no race/ethnic group constitutes a majority in Travis County:

- 49% White
- 34% Hispanic
- 8% Black
- 7% Asian

Source: American Community Survey 1-Year Estimates

C.A.N. IS A PARTNERSHIP OF 26 ORGANIZATIONS

Government



Education



Health



Economic Development



Transportation



Community Collaborations



United Way for
Greater Austin

C.A.N.'s Structure for Collaboration



THE VISION OF C.A.N

Create a Community of Equity & Opportunity



We are Safe, Just and Engaged



Our Basic Needs Are Met



We are Healthy



We Achieve Our Full Potential

C.A.N. Dashboard Example: Poverty

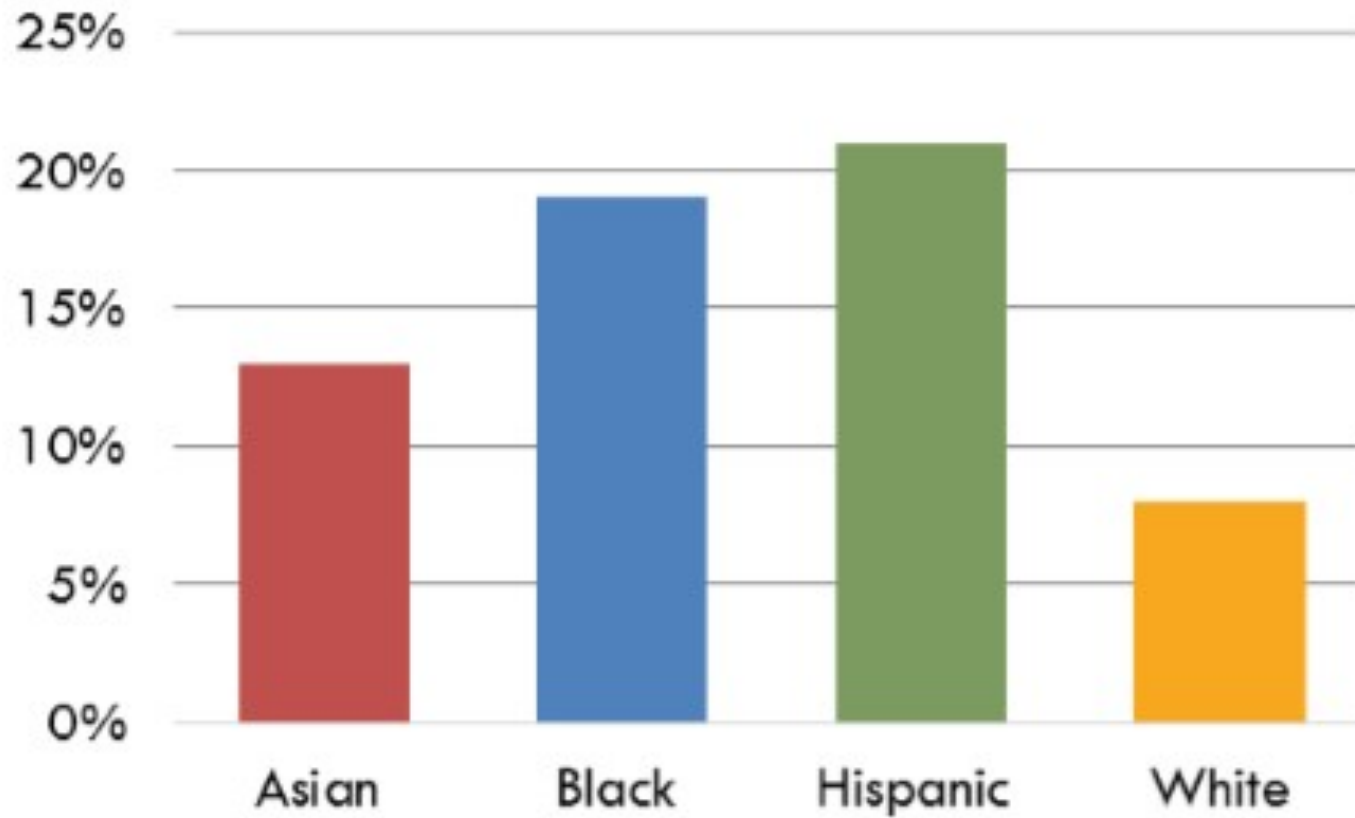


Goal Area:
Our Basic Needs Are Met

Dashboard Indicator	5 YEAR BASELINE	MOST RECENT	TARGET	5 YEAR TREND	ON TRACK TO TARGET?
Percent who live in poverty	16% in 2013	12% in 2017	10% in 2020	 BETTER	

CONSIDERATION OF DISPARITIES BY RACE/ETHNICITY

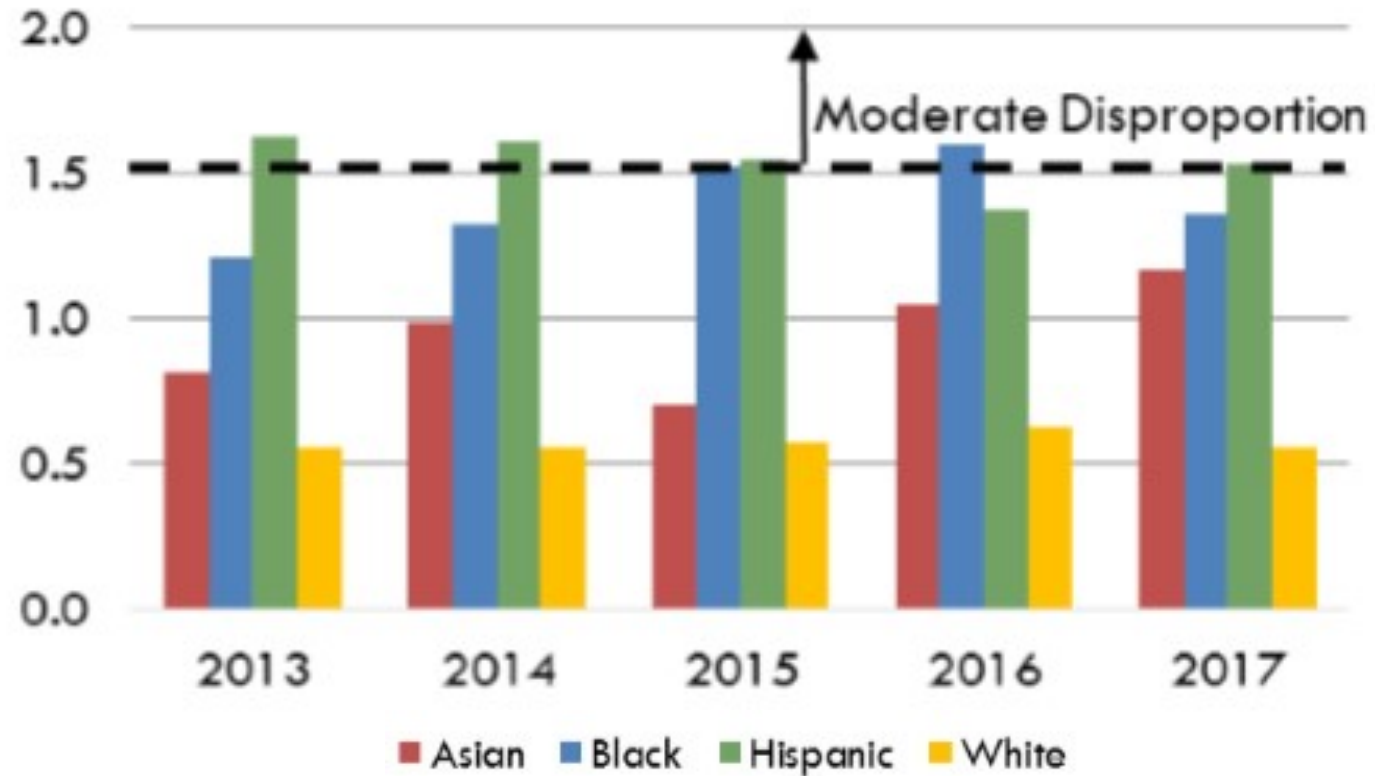
Percent in Poverty by Race & Ethnicity,
Travis County 2013-2017



Source: [American Community Survey 5-Year Estimates](#)

CONSIDERATION OF DISPROPORTIONALITY: Poverty

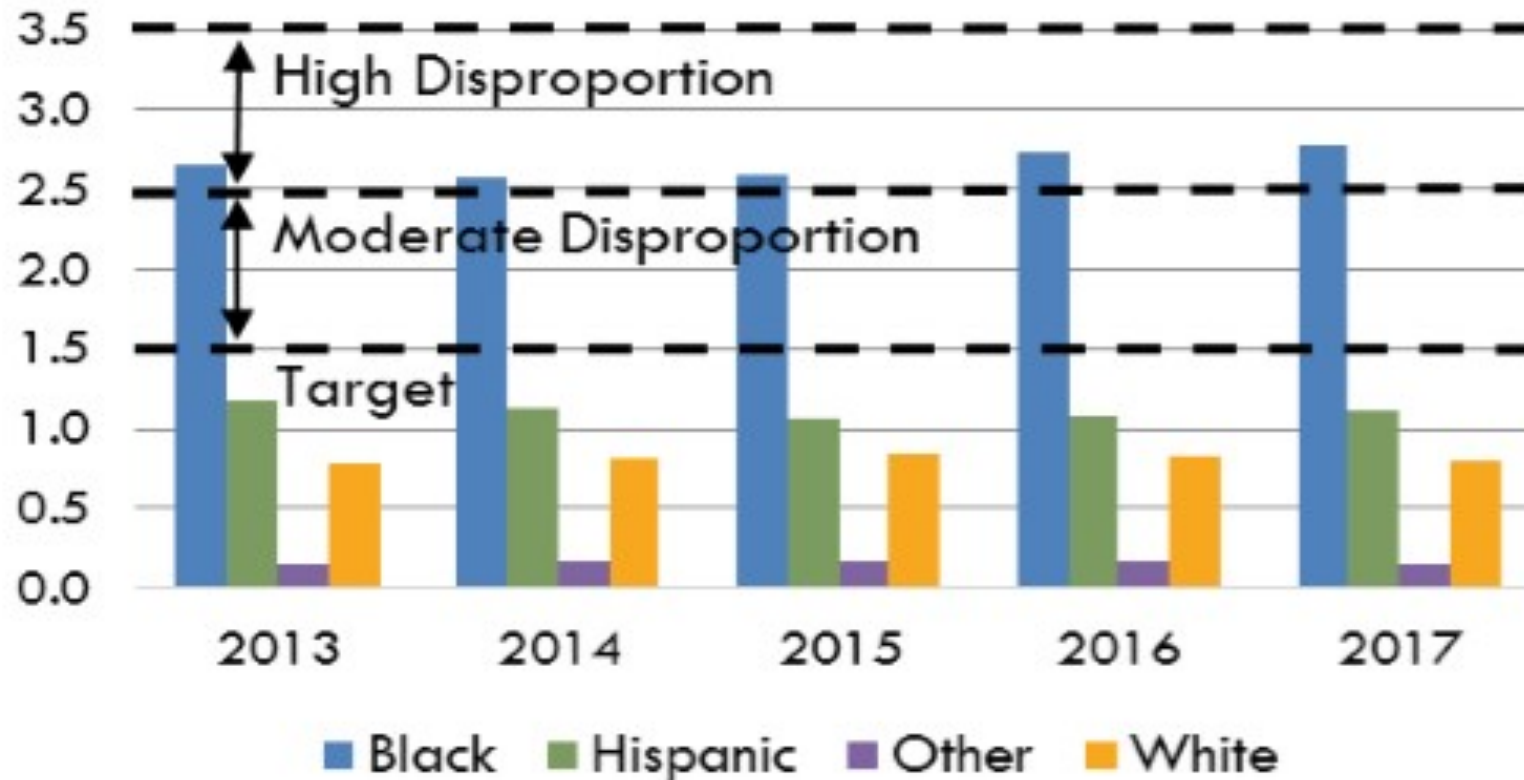
Disproportionality Ratios for
Individuals Living in Poverty in Travis
County



Source: American Community Survey 1-Year Estimates

CONSIDERATION OF DISPROPORTIONALITY: Jail Bookings

Disproportionality Ratios for Bookings into the Travis County Jail



Source: Travis County Sheriff's Office, American Community Survey 1-Year Estimates

C.A.N. Dashboard: A Clearinghouse of Information



To better understand and address each issue, the report connects the community with relevant:

- data sources
- reports
- plans and
- initiatives.

C.A.N. Dashboard Website

Shares additional data not in printed report

Website was redesigned in 2016 to make it mobile-friendly


Use of website has increased by more 35% since redesign

New website design makes it easier to use content in newsletters, blogs and social media.

Collaboration Example: Kindergarten Readiness



Goal Area:
We Achieve Our Full Potential

Dashboard Indicator	5 YEAR BASELINE	MOST RECENT	TARGET	5 YEAR TREND	ON TRACK TO TARGET?
Percent of kindergarteners who are school ready	53% in 2014	51% in 2018	70% by 2023	 UNCHANGED	

COLLABORATION EXAMPLE: Success by Six Initiative



Website: <https://www.unitedwayaustin.org/success-by-6-plan/>

COLLABORATION EXAMPLE: Start with Data & Shared Values



SUCCESS BY 6

A 2000 DAY JOURNEY

STRATEGIC PLAN | 2019-2023

Our Values

The SX6 Coalition:

-  believes all children and families have inherent worth and an immense capacity to learn and thrive;
-  values diversity and strives for equity in everything we do;
-  honors the primary and vital relationship between parents/caregivers, families, and their children; and
-  agrees early childhood professionals should be provided with respectable working conditions and a living wage for their important work.

COLLABORATION EXAMPLE: Engage Stakeholders

Success by Six Initiative Lead Agency – United Way

Coalition
Members

Leadership
Team

Family
Support
Network

Stakeholder
Group

Website: <https://www.unitedwayaustin.org/success-by-6-plan/>

**COLLABORATION
EXAMPLE:
Success by Six
Initiative**

ASSESS

PLAN

IMPLEMENT



**CIVIC
INVOLVEMENT
EXAMPLE:
Deliberative
Dialogues**



A model for structured community conversations.



Involve small group conversations facilitated by a trained moderator.



Help build common ground for understanding and action on very complex issues.

C.A.N.'s Use of Deliberative Dialogues

Since 2015, C.A.N. has organized community dialogues about the following topics:

- Bridging the Economic Divide

<http://canatx.org/wp-content/uploads/2019/01/Opioids-Dialogue-Final-Report.pdf>


- Safety and Justice

<http://canatx.org/wp-content/uploads/2017/04/Safety-Justice-Dialogue-Report-v2.pdf>

- Addressing the Opioid Epidemic

<http://www.canatx.org/files/BridgingDivideFinalPresentation.pdf>

DELIBERATIVE DIALOGUE EXAMPLE: Postsecondary Success



C.A.N. Dashboard Indicator: Postsecondary Success



Goal Area:
We Achieve Our Full Potential

Dashboard Indicator	5 YEAR BASELINE	MOST RECENT	TARGET	5 YEAR TREND	ON TRACK TO TARGET?
Percent of Central Texas HS Grads Who Enrolled in a Texas Institution Within One Year of Graduating,	50% Class of 2008	53% Class of 2012	55% Class of 2017 (by 2023)	 BETTER	

DELIBERATIVE DIALOGUE

EXAMPLE: Postsecondary Success

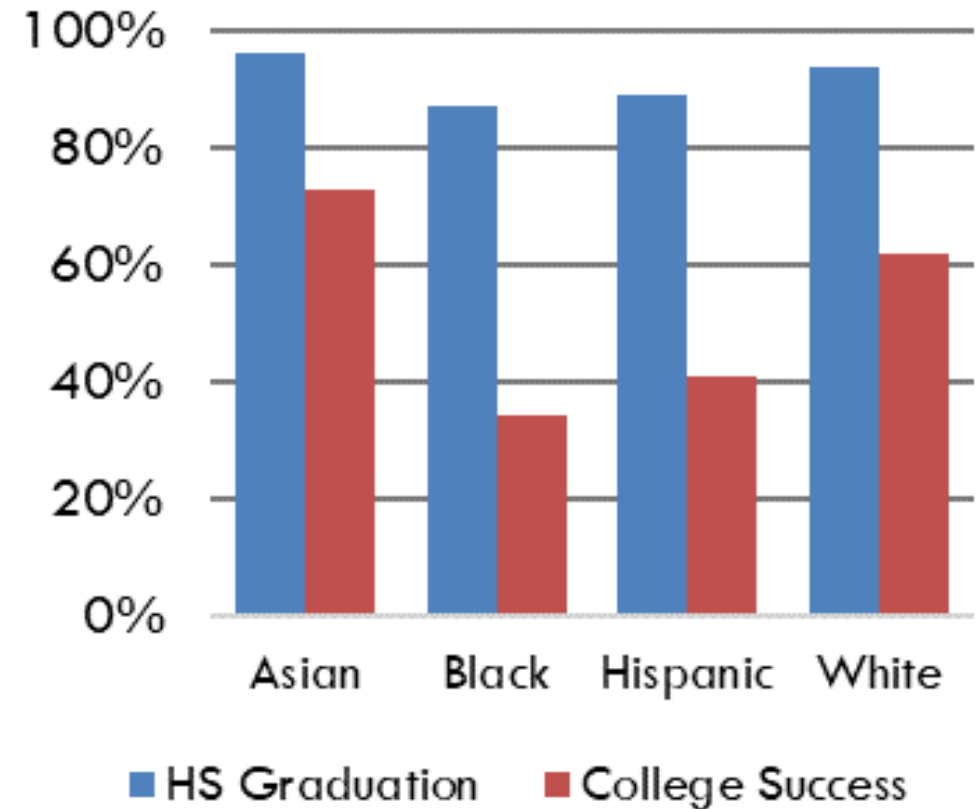
Dialogue participants discussed:

- Barriers to success after high school; and
- Potential pathways to A successful career.

Priorities have been identified.

Committees are mobilizing around identified priorities.

High School Graduation and College Success, Central Texas, 2018



Source: [E3 Alliance](#)

Questions & Observations

For More Information Contact:

Raul Alvarez

C.A.N. Executive Director

ralvarez@canatx.org

Visit Our Website

www.canatx.org

